

BATINGA ANIMAL MEDICAL CENTER

Nucleic Acid Test Report

Pet Name: BEAMER

Gender: Male

Sample No.:

Test Item: CA6(BC+BG+APC+EC+Mhc+HC)

Owner Tel.:

Species: Canine

Test Time: 2026-04-10 14:06

Owner Name: ARANCON

Pet Age: 3 Year

Case No.:

Test Results

Test Item	CT	Reference	Result
BC	34.5	>36.0 Or NoCt	Positive(+)
IC	25.2	>38.0 Or NoCt	Positive(+)
BG	NoCt	>36.0 Or NoCt	Negative(-)
APC	NoCt	>36.0 Or NoCt	Negative(-)
EC	32.9	>36.0 Or NoCt	Positive(+)
Mhc	NoCt	>36.0 Or NoCt	Negative(-)
HC	NoCt	>36.0 Or NoCt	Negative(-)

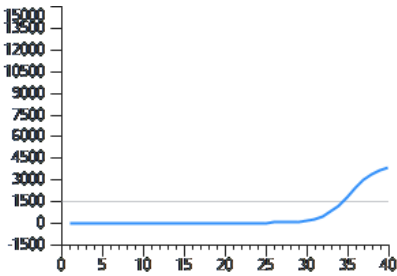


Fig. 1 BC

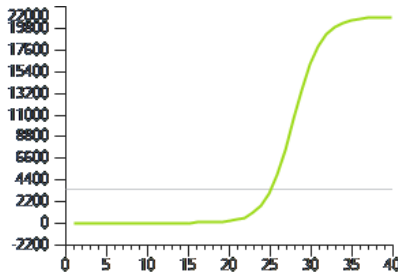


Fig. 2 IC

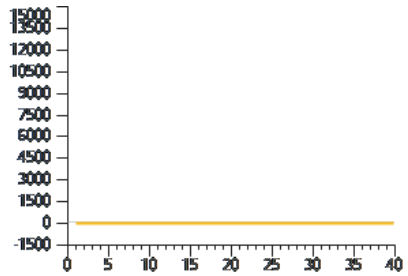


Fig. 3 BG

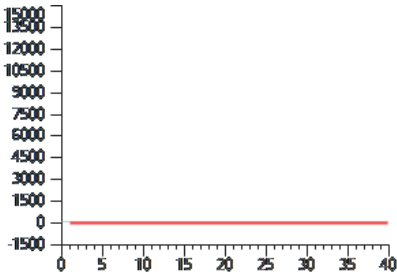


Fig. 4 APC

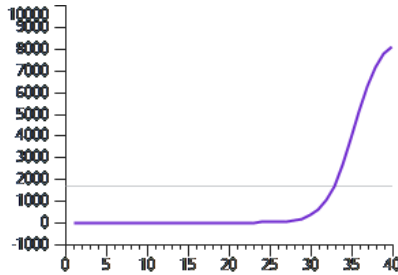


Fig. 5 EC

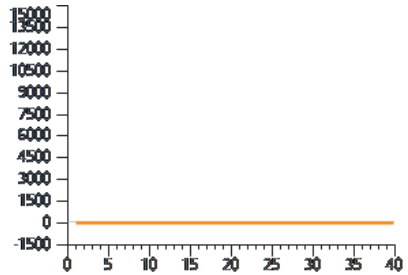


Fig. 6 Mhc

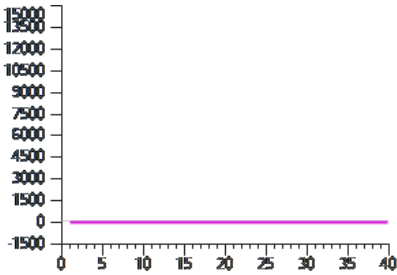


Fig. 7 HC

Result Interpretation:

1. Positive Result (+): The current test sample contains the target substance (pathogen or internal control);
2. Negative Result (-): The target substance (pathogen or internal standard) in the current test sample is either below the detection limit or absent;
3. CT > Ref. Range, suggests infection window or recovery phase. Clinical correlation required. Recommend retesting within 24-48 hours to monitor CT dynamics;
4. CT Number Reference Interval: Reference interval used to distinguish the presence or absence of the target substance based on CT numbers. If CT > 30, the viral load is low, and the risk of transmission is low, indicating that the animal may be asymptomatic or in a subclinical state.

Note: The test results are only valid for the samples submitted this time and are for clinical reference only.

Testing Physician:

Chief Physician:

Hospital Tel.: 09061211260

Report Date: 2026-04-10

Hospital Addc: SM CITY CDO UPTOWN, MASTERSONS AVE., CARMEN, CAGAYAN DE ORO

