

BATINGA ANIMAL MEDICAL CENTER Test Report of Hematology Analysis

Pet Name: Sparky

Pet type: Canine

Gender: Male

Medical Record No.:

Report time: 2026-04-29 17:08:17

Testing results

Test Items	Testing results	Reference Range
01. cCRP	19.44 mg/L ↑	0.00 - 10.00
02. WBC	8.92 10 ³ /uL	5.05-16.76
NEU#	6.54 10 ³ /uL	2.95-11.64
NST#	0.04 10 ³ /uL	0.00-0.80
NSG#	6.22 10 ³ /uL	2.50-11.30
NSH#	0.28 10 ³ /uL	0.00-0.40
LYM#	1.38 10 ³ /uL	1.05-5.10
MON#	0.23 10 ³ /uL	0.16-1.12
EOS#	0.64 10 ³ /uL	0.06-1.23
BAS#	0.12 10 ³ /uL ↑	0.00-0.10
NEU%	73.36 %	52.00-78.00
NST/WBC%	0.49 %	0.00-10.00
NST/NEU%	0.67 %	0.00-20.00
NSG%	69.78 %	50.00-75.00
NSH/WBC%	3.09 %	0.00-5.00
NSH/NEU%	4.21 %	0.00-7.00
LYM%	15.48 % ↓	16.00-41.50
MON%	2.61 %	1.00-13.00
EOS%	7.20 %	0.50-11.85
BAS%	1.34 % ↑	0.00-0.90
03. RBC	1.61 10 ⁶ /uL ↓	5.65-8.87
HGB	3.76 g/dL ↓	13.10-20.50
HCT	10.18 % ↓	37.30-61.70
MCV	63.08 fL	61.60-73.50
MCH	23.28 pg	21.20-25.90
MCHC	36.90 g/dL	32.00-37.90
RDW-CV	11.81 %	11.20-17.10
RDW-SD	27.31 fL	25.60-41.60
HDW-CV	12.95 %	7.00-20.00
HDW-SD	0.30 g/dL	0.20-0.80
RET#	32.66 10 ³ /uL	3.00-110.00
RET%	2.02 % ↑	0.00-1.50
ETG#	0.00 10 ¹² /L	0.00-0.50
ETG%	0.00 %	0.00-0.16
SPH#	0.63 10 ⁹ /L	0.00-130.00
SPH%	0.04 %	0.00-1.54
04. PLT	40.05 10 ³ /uL ↓	148.00-484.00
MPV	11.98 fL	8.70-13.20
PDW	15.37 fL	9.10-19.40
PCT	0.05 % ↓	0.14-0.46
APLT#	0.00 10 ³ /uL	0.00-0.15
P-LCC	2.40 10 ³ /uL	0.00-66.00
P-LCR	6.00 %	0.00-25.00

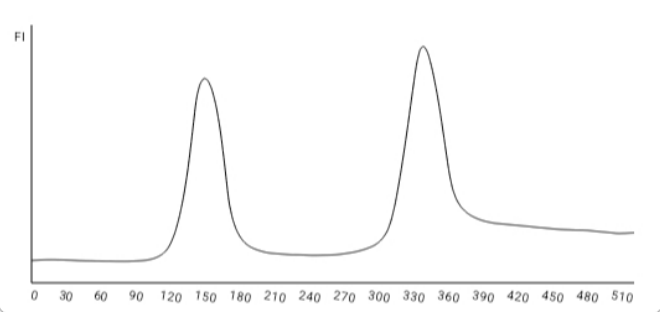
BATINGA ANIMAL MEDICAL CENTER Test Report of Hematology Analysis

Pet Name: Sparky

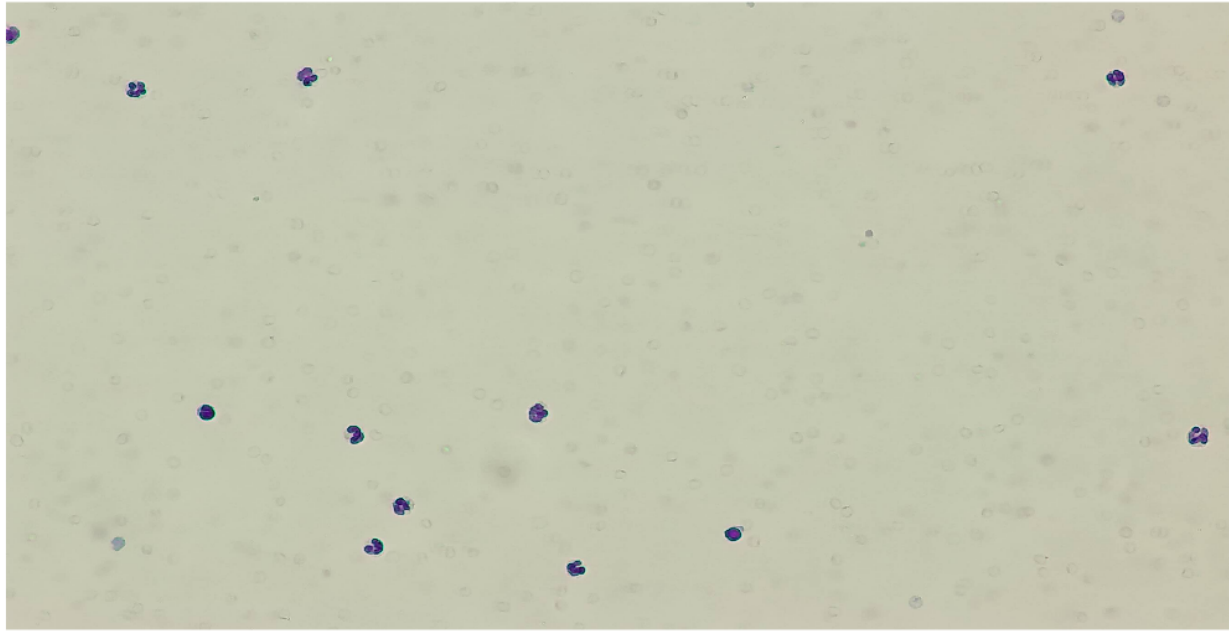
Medical Record No.:

Report time: 2026-04-29 17:08:17


cCRP curve



WBC images



RBC&PLT images



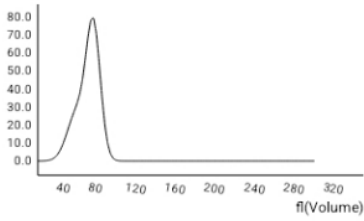
BATINGA ANIMAL MEDICAL CENTER Test Report of Hematology Analysis

Pet Name: Sparky

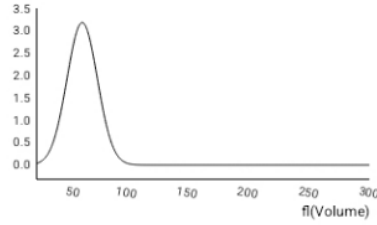
Medical Record No.:

Report time: 2026-04-29 17:08:17

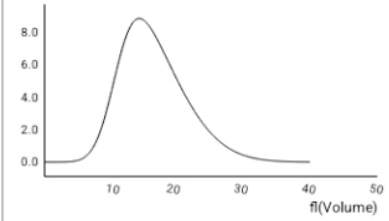
WBC



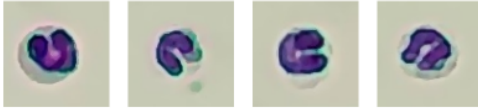
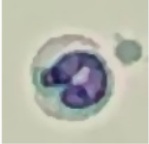
RBC



PLT



NST



Number: 4 sheets/143 images/754 images

Concentration: $0.04 \times 10^3/\mu\text{L}$



NSG



Number: 493 sheets/143 images/754 images

Concentration: $6.22 \times 10^3/\mu\text{L}$


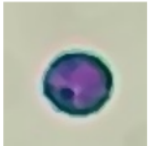
NSH



Number: 188 sheets/143 images/754 images

Concentration: $0.28 \times 10^3/\mu\text{L}$

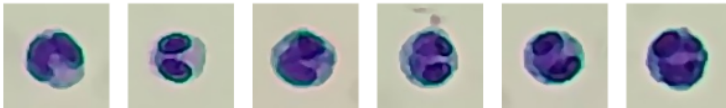
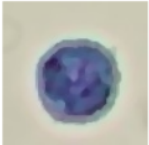
LYM



Number: 144 sheets/143 images/754 images

Concentration: $1.38 \times 10^3/\mu\text{L}$

MON



Number: 6 sheets/143 images/754 images

Concentration: $0.23 \times 10^3/\mu\text{L}$


BATINGA ANIMAL MEDICAL CENTER Test Report of Hematology Analysis

Pet Name: Sparky

Medical Record No.:

Report time: 2026-04-29 17:08:17


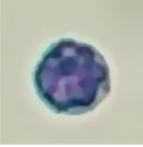
EOS



Number: 65 sheets/143 images/754 images

Concentration: $0.64 \times 10^3/\mu\text{L}$

BAS



Number: 11 sheets/143 images/754 images

Concentration: $0.12 \times 10^3/\mu\text{L}$

RET



Number: 331 sheets/143 images/754 images

Concentration: $32.66 \times 10^3/\mu\text{L}$


ETG



Number: 4 sheets/36 images/754 images

Concentration: $0.00 \times 10^{12}/\text{L}$

SPH



Number: 2 sheets/36 images/754 images

Concentration: $0.63 \times 10^9/\text{L}$

P-LCC



Number: 124 sheets/575 images/754 images

Concentration: $2.40 \times 10^3/\mu\text{L}$